

# NH fuse-links gTr 400VAC

top indicator/live gripping-lugs size 2, 3, 4a

## LOW VOLTAGE IEC FUSES

### IEC NH FUSE-LINKS



The NH system is classified among plug-in fuse systems and is composed of:

- fuse-base, (possibly including terminal covers and phase barriers)
- fuse-link with blade contact
- fuse-link replacement device (LV HRC fuse puller)

Since the design of this system cannot guarantee non-interchangeability of rated current, it must be handled by a qualified professional.

NH-fuse links „gTr“ are used for the protection of transformers. The time/current characteristic is especially adapted to that of the protected transformer and implies optimal selectivity to NH-fuse links characteristic gG. The fuses can be loaded with 1,3 times nominal current for up to 10 hours. The fuse link operates at 1,5 times nominal transformer current within 2 hours.

## TECHNICAL DATA OVERVIEW

Voltage AC	400 VAC
Nominal capacity of transformer	50 ... 1000 kVA
Ampere Range (A)	72 ... 1443 A
Size per Standard	Sizes 2, 3, 4a
Speed/Characteristic	gTr
I.R. AC (IEC)	100 kA
Body Material	ceramic
Contact Materials	copper, silver-plated

## FEATURES & BENEFITS

- Maximum transformer capacity (up to 1,3 x In)
- Reduction of unnecessary interruption of operation
- Precise cut off of overload
- Characteristic adapted to the transformer
- Resistant to ageing
- Selectivity to fuse links gG
- High current limiting
- High breaking capacity
- Easy selection between transformer and fuse link

## APPLICATIONS

- Protection of transformers

## STANDARDS

- VDE 0636 Part 201
- IEC 60269-1 and -2



# NH fuse-links gTr 400VAC

top indicator/live gripping-lugs size 2, 3, 4a

## PRODUCT RANGE



NH22GTR250KVA-8

### Size 2 gTr 400VAC top indicator

Catalog number	Item number	Rated current I <sub>n</sub>	Power dissipation at I <sub>n</sub>	Transformer nominal capacity	Width	Weight	Package
NH2GTR50KVA-8	Z1028697	72 A	5.5 W	50 kVA	40 mm	0.5 kg	3/30
NH2GTR75KVA-8	A1028698	108 A	7.3 W	75 kVA	40 mm	0.5 kg	3/30
NH2GTR100KVA-8	B1028699	144 A	9 W	100 kVA	40 mm	0.5 kg	3/30
NH2GTR125KVA-8	D1028701	180 A	11.2 W	125 kVA	40 mm	0.5 kg	3/30
NH2GTR160KVA-8	E1028702	231 A	14 W	160 kVA	40 mm	0.5 kg	3/30
NH22GTR200KVA-8	F1028703	289 A	16 W	200 kVA	50 mm	0.5 kg	3/24
NH22GTR250KVA-8	G1028704	361 A	21 W	250 kVA	50 mm	0.5 kg	3/24



NH32GTR630KVA-8

### Size 3 gTr 400VAC top indicator

Catalog number	Item number	Rated current I <sub>n</sub>	Power dissipation at I <sub>n</sub>	Transformer nominal capacity	Width	Weight	Package
NH3GTR75KVA-8	L1028708	108 A	7.3 W	75 kVA	50 mm	1 kg	1
NH3GTR100KVA-8	M1028709	144 A	9 W	100 kVA	50 mm	1 kg	1
NH3GTR125KVA-8	N1028710	180 A	11.2 W	125 kVA	50 mm	1 kg	1
NH3GTR160KVA-8	P1028711	231 A	14 W	160 kVA	50 mm	1 kg	1
NH3GTR200KVA-8	Q1028712	289 A	16 W	200 kVA	50 mm	1 kg	1
NH3GTR250KVA-8	R1028713	361 A	21 W	250 kVA	50 mm	1 kg	1
NH32GTR315KVA-8	S1028714	455 A	25 W	315 kVA	71 mm	1 kg	1
NH32GTR400KVA-8	T1028715	577 A	31 W	400 kVA	71 mm	1 kg	1
NH32GTR500KVA-8	V1028716	722 A	53 W	500 kVA	71 mm	1 kg	1
NH32GTR630KVA-8	W1028717	909 A	62 W	630 kVA	71 mm	1 kg	1

### Size 4a gTr 400VAC top indicator

Catalog number	Item number	Rated current I <sub>n</sub>	Power dissipation at I <sub>n</sub>	Transformer nominal capacity	Width	Weight	Package
NH4AGTR100KVA-8	E1028725	144 A	12 W	100 kVA	73 mm	2.2 kg	1
NH4AGTR125KVA-8	F1028726	180 A	15 W	125 kVA	73 mm	2.2 kg	1
NH4AGTR160KVA-8	G1028727	231 A	18 W	160 kVA	73 mm	2.2 kg	1
NH4AGTR200KVA-8	H1028728	289 A	23 W	200 kVA	73 mm	2.2 kg	1
NH4AGTR250KVA-8	J1028729	361 A	28 W	250 kVA	73 mm	2.2 kg	1
NH4AGTR315KVA-8	K1028730	455 A	32 W	315 kVA	73 mm	2.2 kg	1
NH4AGTR400KVA-8	L1028731	577 A	39 W	400 kVA	73 mm	2.2 kg	1
NH42GTR500KVA-8	V1030487	722 A	49 W	500 kVA	98 mm	2.2 kg	1
NH42GTR630KVA-8	W1030488	909 A	66 W	630 kVA	98 mm	2.2 kg	1
NH42GTR800KVA-8	Y1030490	1155 A	81 W	800 kVA	98 mm	2.2 kg	1
NH42GR1000KVA-8	B1029067	1443 A	108 W	1000 kVA	98 mm	2.2 kg	1

MERSEN reserves the right to change, update or correct, without notice, any information contained in this datasheet.



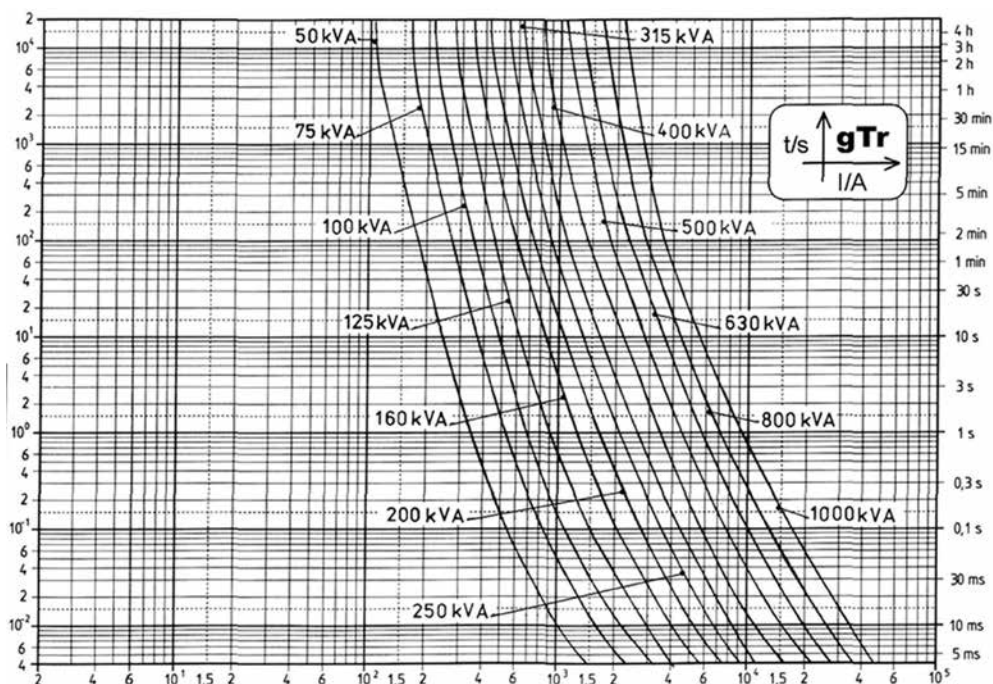
Shah & Shah Enterprise

www.shahent.co.in

# NH fuse-links gTr 400VAC

top indicator/live gripping-lugs size 2, 3, 4a

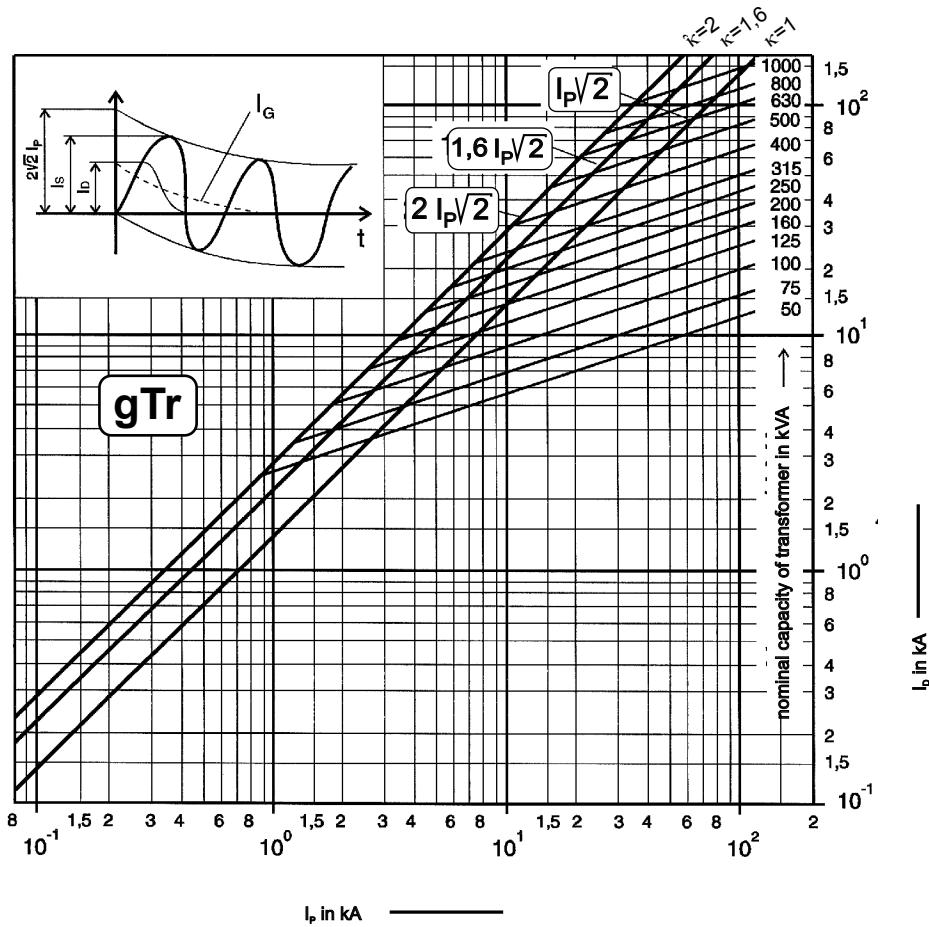
## TIME CURRENT CHARACTERISTIC CURVES



# NH fuse-links gTr 400VAC

top indicator/live gripping-lugs size 2, 3, 4a

## CUT-OFF CURRENT CHARACTERISTIC

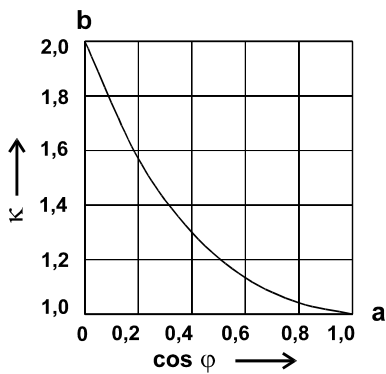


## CORRECTION FACTOR

Correction factor of aperiodic component

a ... short\_circuit current without direct current component ( $k = 1$ )

b ... short circuit current with direct current component ( $k = 2$ )

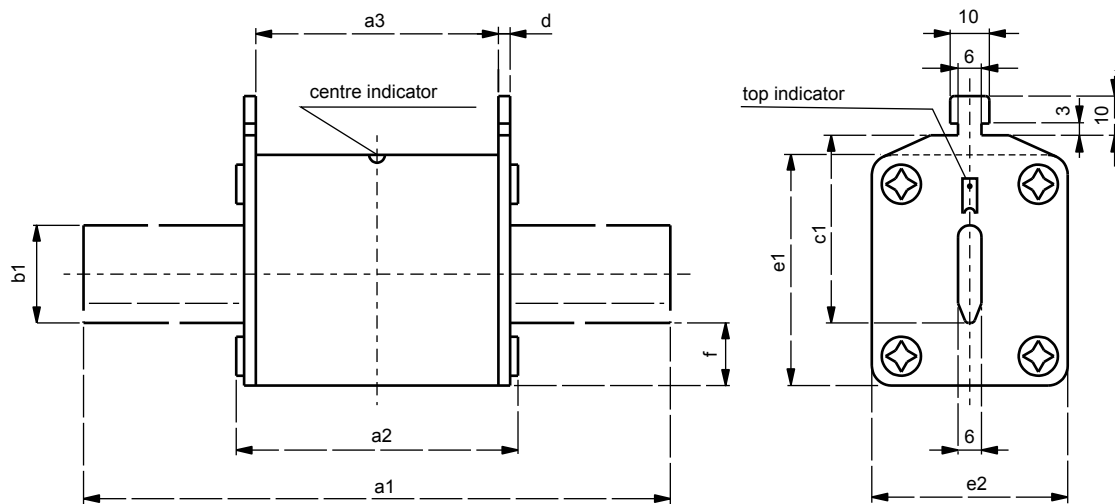


# NH fuse-links gTr 400VAC

top indicator/live gripping-lugs size 2, 3, 4a

## DIMENSIONS

IEC LV NH\_fuse link gTr size 2, 3, 4a (M02037\_gTr)



size	a1	a2	a3	b1	c1	d	e1	e2	f	design	
2	150	72	62	20	48	2.5	48	40	12	live tags compact	
				25			59	50		live tags standard	
		74	64	20		2	53	42		14	insulated tags compact
				25			60	53			insulated tags standard
3	150	73	62	25	60	2.8	59	50	13	live tags compact	
				32			71	71		17	live tags standard
		74	64	25		2	60	53		14	insulated tags compact
				32			75	73			17
4a	200	96	82	50	85	4.0	109	98	27	live tags	

Dimensions in mm